

Format of holding of specified securities

1. Name of Listed Entity: TANTIA CONSTRUCTIONS LIMITED (CIN:L74210W:1999:PL0020204)
2. Scrip Code 532738 Name of Scrip - : Class of Security Equity
3. Share Holding Pattern Filed under : Reg. 31(1)(a)/Reg. 31(1)(b)/Reg. 31(1)(c)
 - a. If under 31(1)(b) then indicate the report for Quarter ending: 31/12/2022
 - b. If under 31(1)(c) then indicate date of allotment/extinguishment

4. Declaration : The Listed entity is required to submit the following declaration to the extent of submission of information:-

Particulars	Yes*	No*
1 Whether the Listed Entity has issued any partly paid up shares?		No
2 Whether the Listed Entity has issued any Convertible Securities or Warrants?		No
3 Whether the Listed Entity has any shares against which depository receipts are issued?		No
4 Whether the Listed Entity has any shares in Locked-in?		No
5 Whether any shares held by promoters are pledge or otherwise encumbered?	Yes	
6 Whether company has equity shares with differential voting rights?		No
7 Whether the Listed Entity has any significant beneficial owner?	Yes	

* If the Listed Entity selects the option 'No' for the questions above, the column for the partly paid up shares, Outstanding Convertible Securities/Warrants, depository receipts, locked-in shares, No of shares pledged or otherwise encumbered by promoters, as applicable, shall not be displayed at the time of dissemination on the Stock Exchange website. Also wherever there is 'No' declared by Listed Entity in above table the values will be considered as 'Zero' by default on submission of the format of holding of specified securities.

5. The tabular format for disclosure of holding of specified securities is as follows:-




TANTIA CONSTRUCTORS LIMITED
Table 1 - Summary Statement holding of specified securities as on 31/12/2022


Categor (I)	Nos. of shareholders (III)	No. of fully paid up equity shares held (IV)	No. of Party paid-up equity shares held (V)	No. of shares underlying Depository Receipts (VI)	Total nos shares held (VII)=(IV)+(V)+(VI)	Shareholding as a % of total no. of shares (calculated as per SCRR, 1957) (VIII) As a % of (A+B+C2)	Number or Voting Rights held in each class of securities (IX)			Shareholding as a % assuming full conversion of convertible securities (as a percentage of diluted share capital) (XI)=(VII)+(X) As a % of (A+B+C2)	No. of shares underlying outstanding convertible securities (including Warrants) (X)	Number of shares held in dematerialized form (XIV)
							Class eq: x	No. of Voting Rights	Total as a % of (A+B+C)			
(A) Promoter & Promoter group	4	20947530	0	0	20947530	72.8810	20947530	0	72.8810	0	0.0000	11028498
(B) Public	11103	7794568	0	0	7794568	27.1190	7794568	0	27.1190	0	0.0000	7781909
(C) Non Promoter - Non Public												
(C1) Shares underlying DRs						NA						
(C2) Shares held by Employee Trusts												
Total	11107	28742098	0	0	28742098	100.0000	28742098	0	100.0000	0	0	11028498
												38.3705
												18810407



TANTIA CONSTRUCTIONS LIMITED
Table II - Statement Showing shareholding pattern of the Promoter and Promoter Group as on 31/12/2022

(1)	(2)	(3)	(4)	(5)	(6)	(7)	(8)	(9) Number of Voting Rights held in each class of securities (IX)		(10) Shareholding as a % calculated as per SCRR, 1957 (As a % of (A+B+C2)) (VII)	(11) No of shares outstanding convertible securities (as a percentage of diluted share capital) (X)	(12) Shareholding assuming full conversion of convertible securities (as a percentage of diluted share capital) (XI)+(X) (A+B+C2)	(13) Number of Locked in shares (XII)		(14) Number of shares pledged or otherwise encumbered (XIII)	(15) Number of equity shares held in dematerialized form (XIV)
								Class 'x'	Class 'y'				Total	No. (a)		
(a)	Individuals/Hindu undivided Family							4522335	0	15,7342	0	15,7342	0	0,0000	1629186	1629186
	RAHUL TANTIA	ABQP74264L	2	4522335	0	4522335	0	3573359	0	12,4325	0	12,4325	0	0,0000	680210	680210
	ISHWARI PRASAD TANTIA	ABTP7969D	1	948976	0	948976	0	948976	0	3,3017	0	3,3017	0	0,0000	948976	948976
(b)	Central Government/State Government(s)															
(c)	Financial Institutions/Banks															
(d)	Any Other (specify)															
	Bodies Corporate															
	NIGOLICE TRADING PRIVATE LIMITED	AAACN8828L	1	15259689	0	15259689	0	15259689	0	53,0918	0	53,0918	0	0,0000	8233806	8233806
	TANTIA FINANCIAL SERVICES LTD	AABCT0007E	1	1165506	0	1165506	0	1165506	0	4,0550	0	4,0550	0	0,0000	1165506	1165506
	Sub Total		4	20947530	0	20947530	0	20947530	0	72,8810	0	72,8810	0	0,0000	11028498	11028498
(2)	Foreign Individuals (Non-Resident Individuals/Foreign Individuals)															
(a)	Government															
(b)	Institutions															
(c)	Foreign Portfolio Investor															
(d)	Any Other (specify)															
	Sub Total		0	0	0	0	0	0	0	0,0000	0	0,0000	0	0,0000	0	0
	Total Shareholding of Promoter and Promoter Group (A)=(1)+(A2)		4	20947530	0	20947530	0	20947530	0	72,8810	0	72,8810	0	0,0000	11028498	11028498






Category & Name of the Shareholders (i)	Nos. of shareholders (iii)	No. of fully paid up equity shares held (iv)	Partly paid-up equity shares held (v)	Nos. of shares underlying Depository Receipts (vi)	Total nos. shares held (vii)=(iv)+(v)+(vi)	Shareholding % calculated as per SCRR, 1957) As a % of (A+B+C2) (viii)	Number of Voting Rights held in each class of securities (x)			Total Shareholding as a % assuming full conversion of convertible securities (as a percentage of diluted share capital) (X)=(vii)+(x) As a % of (A+B+C2)	Number of Locked in shares (xi)	Number of shares pledged or otherwise encumbered (xii)	Sub-categorization of shares (xv)	
							Class x	Class y	Total				Sub-Category (i)	Sub-Category (ii)
(1)	(2)	(3)	(4)	(5)	(6)	(7)	(8)	(9)	(10)	(11)	(12)	(13)	(14)	(15)
(a) Institutions (Domestic)														
(b) Mutual Funds														
(c) Venture Capital Funds														
(d) Alternate Investment Funds														
(e) Banks														
(f) Insurance Companies														
(g) Provident Funds / Pension Funds														
(h) Asset Reconstruction Companies														
(i) Sovereign Wealth Funds														
(j) NBFCs Registered with RBI														
(k) Other Financial Institutions														
(l) Any Other (specify)														
(2) Sub Total Institutions (Foreign)	0	0	0	0	0	0.0000	0	0	0.0000	0	0.0000	NA	0	0
(3) Foreign Direct Investment														
(b) Foreign Venture Capital Investors														
(c) Sovereign Wealth Funds														
(d) Foreign Portfolio Investors Category I	1	370	0	0	370	0.0013	370	0	0.0013	0	0.0000	NA	370	0
(e) Foreign Portfolio Investors Category II														
(f) Overseas Depositories (holding DRs) (balancing figure)														
(g) Any Other (specify)														
(3) Sub Total Central Government / State Government(s)	1	370	0	0	370	0.0013	370	0	0.0013	0	0.0000	NA	370	0
(a) Central Government / President of India														
(b) State Government / Governor														
(c) Shareholding by Companies or Bodies Corporate where Central/State Government is a promoter	0	0	0	0	0	0.0000	0	0	0.0000	0	0.0000	NA	0	0
(4) Sub Total Non-institutions Associate Companies / Subsidiaries														
(a)														

Table III - Statement Showing shareholding pattern of the Public shareholder as on 31/12/2022

Category & Name of the Shareholders (I)	Nos of shareholders (III)	No. of fully paid up equity shares held (IV)	Partly paid up equity shares held (V)	Nos. of shares underlying Depository Receipts (VI)	Shareholding % calculated as per SCRR 1957) As a % of (A+B+C2) (VII)	Number of Voting Rights held in each class of securities (IX)			Total Shareholding as a % assuming full conversion of convertible securities as a percentage of diluted share capital (X)+(VI)+(X) As a % of A+B+C2	Number of Locked in shares (XII)	Number of shares pledged or otherwise encumbered (XIII)	Sub-categorization of shares (XV)		
						Class x	Class y	Total				Sub-Category (i)	Sub-Category (ii)	
Directors and their relatives (excluding independent directors and nominee directors)						No of Voting Rights	No of shares underlying convertible securities (including Warrants) (X)	No. (a)	No. (b)	No. (a) + (b)	No. (a)	No. (b)	Sub-Category (i)	Sub-Category (ii)
(b)														
(c)														
(d)														
(e)														
(f)	Investor Education and Protection Fund Authority	1	9826	0	0	0.0342	9826	0.0342	0	0.0000	NA	9826	0	0
(g)	Resident Individuals holding nominal share capital upto Rs.2 lakhs	10557	5083372	0	0	17.6862	5083372	17.6862	0	0.0000	NA	5070713	0	0
(h)	Resident Individuals holding nominal share capital in excess of Rs.2 lakhs	31	1732672	0	0	6.0283	1732672	6.0283	0	0.0000	NA	1732672	0	0
(i)	Non Resident Indians (NRIs)	85	114496	0	0	0.3984	114496	0.3984	0	0.0000	NA	114496	0	0
(j)	Foreign National													
(k)	Foreign Company / OCS													
(l)	Bodies Corporate	78	469388	0	0	1.6331	469388	1.6331	0	0.0000	NA	469388	0	0
(m)	HAMILTON TECHNOLOGIES (I) PVT. LTD.	1	300000	0	0	1.0438	300000	1.0438	0	0.0000	NA	300000	0	0
	Any Other (specify)													
	Resident Individual (HUF)	335	370834	0	0	1.2902	370834	1.2902	0	0.0000	NA	370834	0	0
	Clearing Member	15	13610	0	0	0.0474	13610	0.0474	0	0.0000	NA	13610	0	0
	Sub Total	11102	7794198	0	0	27.1177	7794198	27.1177	0	0.0000	NA	7781539	0	0
	Total Public Shareholding (9)=(B)(1)+(B)(2)+(B)(3)	11103	7794568	0	0	27.1190	7794568	27.1190	0	0.0000	NA	7781909	0	0
SI No	Name													
	Details of the shareholders acting as persons in Concert													
	PAN													
	Shares													
	NIL													



TANTIA CONSTRUCTIONS LIMITED

Table IV - Statement Showing shareholding pattern of the Non Promoter - Non Public shareholder as on 31/12/2022

Category & Name of the Shareholders (i)	PAN (ii)	No of shareholders (iii)	No. of fully paid up equity shares held (iv)	Partly paid-up equity shares held (v)	Nos. of underlying Depository Receipts (vi)	Total nos. shares held (vii)=(iv)+(v)+(vi)	Shareholding % calculated as per SCRR, 1957 As a % of (A+B+C2) (viii)	Number of Voting Rights held in each class of securities (ix)			Total Shareholding as a % assuming full conversion of convertible securities (as a percentage of diluted share capital) (xi)=(vii)+(x)	Number of Locked in shares (xii)	Number of shares pledged or otherwise encumbered (xiii)			
								No of Voting Rights	Class x	Class y			Total	No. (a)	No. (b)	As a % of total shares (Not held applicable) (a)
(1) Custodian / DR Holder																
(2) Employee Benefit Trust/Employee Welfare Trust under SEBI (Share based Employee Benefits and Sweat Equity) Regulations, 2021																
Total Non Promoter - Non Public Shareholding (C)=(C1)+(C2)		0	0	0	0	0	0.0000	0	0	0	0	0	0	0	0	0



TANTIA CONSTRUCTIONS LIMITED

Annexure

Table V - Statement showing details of significant beneficial owners as on 31/12/2022

Sr No	Details of the (SBO)		Details of the registered owner				Details of holding / exercise of right of the SBO in the reporting company, whether direct or indirect.				Date of creation / acquisition of significant beneficial interest (IV)	
	(i)	(ii)	(i)		(ii)		Whether by virtue of: (III)					
	PAN / Passport No. in case of a foreign national	Name	Nationality	PAN / Passport No. in case of a foreign national	Name	Nationality	Shares (%)	Voting rights (%)	Rights on distributable dividend or any other distribution (%)	Exercise of control	Exercise of significant influence	
1		NIGOLICE TRADING PRIVATE LIMITED		AAACN8828L	INDIAN	INDIAN	15259689	53.0918				
2		RAHUL TANTIA		ABQPT4264L	INDIAN	INDIAN	3573359	12.4325				
		Total		18833048			18833048	65.5243				



Table VI - Statement showing foreign ownership limits

	Board approved limits	Limits utilized
As on shareholding date		
As on the end of previous 1st Quarter		
As on the end of previous 2nd Quarter		
As on the end of previous 3rd Quarter		
As on the end of previous 4th Quarter		



TANTIA CONSTRUCTIONS LIMITED				
Distribution Schedule as on 31/12/2022				
Share Holding	No of Holders	% age	No of Shares	% age
Upto 50	3700	33.3123	84031	0.2924
51 to 100	2020	18.1867	186689	0.6495
101 to 150	950	8.5532	122472	0.4261
151 to 250	1109	9.9847	228239	0.7941
251 to 500	1309	11.7854	530039	1.8441
501 to 5000	1795	16.1610	2739538	9.5314
Above 5000	224	2.0167	24851090	86.4623
Grand Total	11107	100.0000	28742098	100.0000
Distribution Schedule as on 31/12/2022				
Share Holding	No of Holders	% age	No of Shares	% age
Upto 500	9088	81.8223	1151470	4.0062
501 to 1000	942	8.4811	785250	2.7321
1001 to 2000	476	4.2856	732413	2.5482
2001 to 3000	208	1.8727	535205	1.8621
3001 to 4000	99	0.8913	352586	1.2267
4001 to 5000	70	0.6302	334084	1.1624
5001 to 10000	128	1.1524	902093	3.1386
Above 10000	96	0.8643	23948997	83.3238
Grand Total	11107	100.0000	28742098	100.0000
Distribution Schedule as on 31/12/2022				
Notional Value of (Rs.)	No of Holders	% age	Amount (Rs.)	% age
Upto 5000	9088	81.8223	11514700	4.0062
5001 to 10000	942	8.4811	7852500	2.7321
10001 to 20000	476	4.2856	7324130	2.5482
20001 to 30000	208	1.8727	5352050	1.8621
30001 to 40000	99	0.8913	3525860	1.2267
40001 to 50000	70	0.6302	3340840	1.1624
50001 to 100000	128	1.1524	9020930	3.1386
Above 100000	96	0.8643	239489970	83.3238
Grand Total	11107	100.0000	287420980	100.0000

